

# Orange & Red Isolation Learning





# The Grange Academy

## Home Learning

### Orange and Red Class



Look at the daily timetable and follow the activities that have been set for today by your teacher. Please send your work/comments to us on tapestry/seesaw by Thursday 9am at the latest for us to have a look at.

#### Reading/Phonics

Phase 1

To continue to practise segmenting and blending.

Phase 2

Recap the letters s-a-t-p-l-n-m and learn the new letter sound 'd'



#### Understanding the World

- Talk about what they see, using a wide vocabulary such as the changes in experiments.
- Becoming confident to discuss current affairs using Picture News.
- Begin to make sense of the world around them and how things grow and change




#### Maths

Recite numbers past 5.

Say one number for each item in order 1,2,3,4,5

Make comparisons between objects relating to size biggest and smallest.



#### English

Understand the five concepts about print: print has meaning, can be used for different purposes, we read English text from left to right and from top to bottom, the names of the different parts of a book and page sequencing.

Talk about stories, learning new vocabulary and retell stories using the story language.

Make marks on their pictures to stand for their name.



#### Expressive Arts and Design

Develop their own ideas and then decide which materials to use to express them.

Join different materials and explore different textures.

Begin to develop complex 'small worlds' with blocks and construction kits.



#### Personal, Social and Emotional Development

- Developing confidence in their independent skills.
- Begin to understand how the world around them changes with time.



#### Physical Development

- Use a comfortable grip with good control when holding pens and pencils.
- Letter formation - linked to phonics
- Developing independent skills such as putting own coat on, doing a zip and getting themselves dressed in the morning and at bedtime.
- Continue to learn how to use a knife and fork.
- Use the toilet independently



#### Communication and Language

- Enjoy listening to longer stories and remember much of what happens.
- Use longer sentences of four to six words and use words and actions in discussions.
  - Sing a large repertoire of songs.



Maths

Watch 10 Green Bottles and sing along.

<https://www.youtube.com/watch?v=24BuKgc3vG8>

**Lesson 1**

Next find 10 items such as 10 bottles or 10 tins or print sheet and practise singing the song again but this time take your items away one at a time and count how many you have left each time.

English

Discuss with your child how they grow but also other things grow too such as plants, flowers, trees, vegetables and fruit.

**Lesson 2**

Watch the story of the enormous watermelon

<https://www.youtube.com/watch?v=PldvwlhcZ98>

What did the watermelon start of as?

What word did the story use to describe how big the watermelon got?

**Phonics**

Recap all the sounds we have learnt so far s-a-t-p-l-n-m

Teach the new letter sound 'd' and watch the jolly phonics song

[https://www.youtube.com/watch?v=9\\_t8oCrN5pw](https://www.youtube.com/watch?v=9_t8oCrN5pw)

**Lesson 3**

Watch the clip all about 'd'

<https://www.youtube.com/watch?v=gv2On6AjPfA>

What can you see in the video that starts with the letter sound 'd'?

**Understanding the world**

Watch the song about spring and join with the song and actions

<https://www.youtube.com/watch?v=DobrRgD5aOU>

Watch the video all about Spring

**Lesson 4**

<https://www.youtube.com/watch?v=ZEb1GsqxhZc>


Draw some daffodils to celebrate the beginning of Spring and St David's Day.


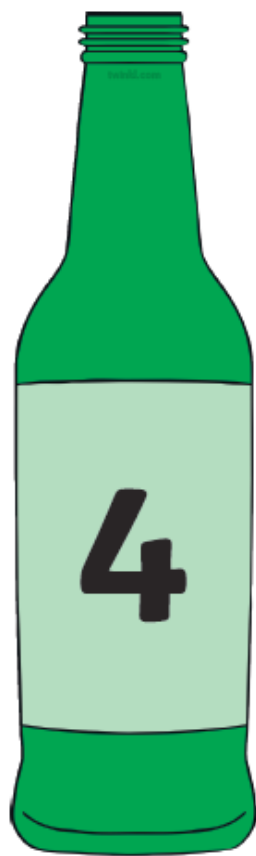
Watch the clip about how the children celebrate St David's Day

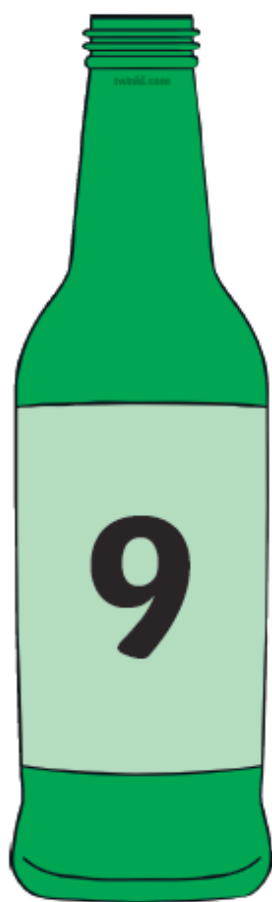
<https://www.youtube.com/watch?v=awy4whEQt4A>

Can you make a Welsh flag, draw a picture of a dragon or make a dragon out of dough.

**Extra  
links or  
challenge  
for  
today**







**Lesson 1**

**Maths**  
 Watch Ten fat sausages in a pan and sing along.  
<https://www.youtube.com/watch?v=YNNBHQTfb8k&t=45s>  
 Print out the sausages or use your own props and slowly sing the song through again pretending to pop and bang your sausages. Count slowly how many you have each time and then start singing again.

**Lesson 2**


**English**  
 Watch the story again and join in with the repeated language of the story.  
<https://www.youtube.com/watch?v=PIdvwlhcZ98>

**Lesson 3**

**Phonics**  
 Recap the set one sounds s-a-t-p by watching bbc bitesize  
<https://www.bbc.co.uk/bitesize/topics/zf2vf4j/articles/z4ycrj6>  
 Watch Geraldine Giraffe 'd'  
<https://www.youtube.com/watch?v=65b3vEfskZ4>  
 What did Geraldine find?

Communication and Language: Word of the Week – Please see the information on the pack below.


**Lesson 4**



The worksheet is titled "Word of the Week - first". It contains several sections: "Think about it!" with a question about the word "first", "Say it" with a list of words starting with 'f', "Use it" with a sentence completion task, "Draw it" with a drawing prompt, and "Think it" and "Sort it" with additional tasks. There are also small illustrations of a race and a person.

Can you draw a picture of someone coming first in a race?


**Extra links or challenge for today**



**Funky Sculpture**

**You will need:**  
 coloured card  
 (or cereal boxes and packaging)  
 Glue  
 Scissors

**Instructions:**  
 cut your card into different lengths and widths.  
 Make some of your strips into zig zag shapes.  
 Put glue at either end of the strips to create circles, loop the loop the loops and steps.  
 Be creative. Can the strips overlap, go under and through each other? Have fun!



**Lesson 1**

**Maths World Maths Day**

Practise ordering items in your house from smallest to biggest such as 5 of your toys or 5 kitchen utensils. Next draw me 5 water melons of different sizes and then order them from smallest to biggest. Don't forget to upload your photos.

**Lesson 2**

**English**

Recap what happened in the story of the enormous watermelon and then draw me a picture of your favourite character or charaters.



**Lesson 3**

**Phonics**

Make some letter cards for s-a-t-p-l-n-m-d and put them on your living room floor. Next set a timer for 30 seconds or 1 minute and see if they can find any items beginning with your first sound and match it to their sound card before the timer beeps. Upload a picture of all your items you found.


**Lesson 4**

**Physical Development**

Go on a walk around your local area heading for an area where you might find some trees etc such as the Town Hall Park or Runcorn Hill. Can you see any signs of Spring yet such as flowers growing, buds on trees. Use the spring hunt checklist to remind you of what you need to look out for.

**Extra links or challenge for today**

Make a fun activity for world maths day






# Spring Hunt Checklist




blossom




seedling



flower bud




flower




daffodil



insect



bird



lamb



nest



green leaf

**Lesson 1**

**Maths**

Today's maths is thinking about items that are big and items that are small. Using your own hand go on a hunt around your house and find items that are smaller than your hand and items that are bigger than your hand. Sort your items into piles and then draw around your hand on two pieces of paper. Get your grown up to write bigger on one hand and smaller on the other and then label your two piles with the correct picture.

**Lesson 2**

**English World Book Day**

Make a cosy cushion den area to sit and send me a video or photo of you retelling your favourite story. Don't forget to tell me why it is your favourite story and who your favourite character is.

**Lesson 3**

**Phonics**

Play two games off the home learning sheet to practise oral blending and segmenting. Which game was the most fun?

**Lesson 4**

**Physical Development -**

Complete the level 3 video game work out but watch out for the shark!

[https://www.youtube.com/watch?v=u\\_TrbTwiK6c](https://www.youtube.com/watch?v=u_TrbTwiK6c)

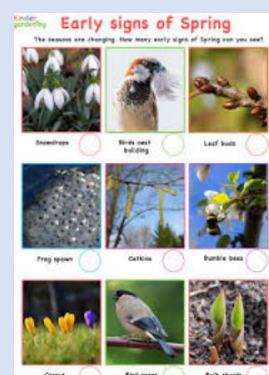
Stretch out your body with these cool down exercises

<https://www.youtube.com/watch?v=h9hpce3M4sc>

**Extra links  
or  
challenge f  
or today**

**Spring Walk**

Make me a video telling me what you found on your spring walk and where you went to. If you didn't get chance for a walk yesterday pop out today and see what signs of spring, you can find. Are there any signs in your own back garden?



# Oral Blending and Segmenting

## Home Learning Challenge

Listen carefully as you sound out these words: pin, sat, tap, net. How many letter sounds are in each word? Try counting on your fingers. E.g. 'c-a-t, 1-2-3'.



With a grown-up, play a listening game about a visit to a farm. 'I went to the farm and I saw ...' – instead of saying the animal name, split the word up into its 3 letter sounds. The other person has to identify the animal by blending the sounds together. For example: 'I went to the farm and I saw had a 'c-a-t.' - 'It's a cat!' Try the words; cat, dog, pig, cow, hen, sheep, goat, horse.

Emma the Explorer has a list of things she needs to take on her next adventure but she can't read it! Can you help Emma work out what she needs to pack in her bag? Sound out the words below and blend the sounds together to find out what she needs to take. You could draw pictures to help Emma know what she needs to take.

m-a-p  
c-u-p  
h-a-t  
p-e-n  
t-o-r-ch

Play a listening and drawing game with a grown-up. Take it in turns to sound out a word by saying the letter sounds and then the other person has to draw the item! Try the words: hat, sun, ten, pan, box.

Robbie the Robot can only speak by saying the sounds of each word. Can you work out what Robbie is saying? Blend the sounds together to say the words.

c-ar  
b-eat  
b-u-s  
v-a-n  
c-oa-ch  
t-rai-n

Play a sounding out game with a grown-up. Look at the pictures below. Choose one and carefully sound out the word. Can the other person point to the correct picture?



**Maths**

**Watch** <https://www.youtube.com/watch?v=jt8YCZloaAU> and use your words to describe which item is bigger and smaller as you see each photo.

**Lesson 1**

Draw me a picture of your family in size order this time from Biggest to smallest.

**English**

**Lesson 2** Watch the story of the Enormous Watermelon again and then draw me a picture of what happened in the story.

<https://www.youtube.com/watch?v=PlDvWlhcZ98>

**Phonics**

Using the I spy sheet how many items can you find on the sheet that start with the letter sound 'd'?

**Lesson 3**

Practise forming the letter sound 'd' by firstly watching a minute of the video. (please practise just the lower case 'd' and not the capital) <https://www.youtube.com/watch?v=zx8pRa1gprA>  
How many letter sounds of 'd' can you write on your paper?

**Understanding the world**

Watch the video of the world's largest fruit

<https://www.youtube.com/watch?v=2LeMuL8Xz74>

Which fruit was the biggest and which fruit would you really like to eat?

**Lesson 4**

Taste some different types of watermelon or fruits and upload a video telling me which one was your favourite.



**Extra links or challenge for today**



**SHAVING FOAM PAINT**

*WHAT YOU NEED:*

- SHAVING FOAM
- FOOD COLOURING
- SMALL CONTAINER
- SPOON

*SHAVING FOAM PAINT IS SIMPLE TO MAKE AND GREAT FOR USE ON PAPER AS WELL AS WINDOWS AND GLASS DOORS!*

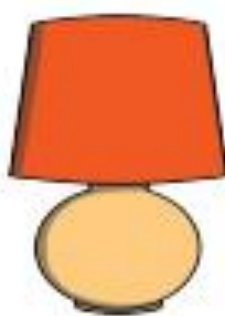
*WHAT TO DO:*

- SQUIRT SOME SHAVING FOAM INTO YOUR CONTAINER
- ADD A COUPLE OF DROPS OF FOOD COLOURING
- STIR
- PAINT

# Initial Sound I Spy (d)

Find and circle all of the things that begin with d.

d



# Continuous Provision

Paint or draw a picture of a watermelon or your favourite fruit.




Create a colourful spring picture.



Make a giant tower that is bigger than yourself.



Put on your favourite music and do some crazy dance moves.



Create a healthy fruit salad.



Make a play dough watermelon and practise slicing it.



Create a new Humpty Dumpty



Go for a spring walk.



Practise zipping up your own coat.



How many times can you walk up and down the stairs?




Draw around all your families' hands and create a hand family picture.



Practise writing your name.



# Questions to ask when reading with your child.



## Before reading the book:

Encourage the child to handle the book and hold it the correct way around.

Can you find the front cover?



What can you see on the front cover?



What might this book be about?

Can you find/point to the title?

What might happen in the story?



twinkl.co.uk

## During the reading of the book:

Encourage the child to talk about the pictures and what is happening in the story. They may also like to turn the pages, join in with repeated words and phrases, and listen to/identify any words that rhyme.

What is happening on this page?



What might happen next?



What does this word mean?

Do you like ...?

What might happen at the end of the story?



Can you turn to the next page?



twinkl.co.uk

## After reading the book:

Encourage the child to talk about what happened in the book.

What happened in the story?



What happened to this character?



What did you find out?

Did you like this book? Why?

What was your favourite part?



Who was your favourite character?



twinkl.co.uk

# Language and Communication

## Activities

Encourage your child to use their words to play this game and support them with visual pictures to help them think of the words.

Name 5 things



... that smell nice!

Name 5 things



... that feel soft!

Name 5 things



... that sound nice!

Name 5 things



... that are blue!

Name 5 things



... that are red!

Name 5 things



... that are green!

Name 5 things



... that taste sweet!

Name 5 things



... that are circular!

Name 5 things



... that are rectangular!

Name 5 things



... that are triangular!

Name 5 things



... that are small!

Name 5 things



... that are big!



# Word of the Week



## Word of the Week - first



### **Think about it**

*Think about a time when you were first how did you feel?*

### **Say it**

*Practise saying the word in a :  
quiet/ loud voice/robot/ mouse/  
monster voice.*

### **Use it**

*Can you use it in a sentence?  
Such as: The boy was first in the  
race.*

### **Find it**

*Can you find a book where someone is  
first?*

### **Swap it**


*What are different words for first?*

### **Draw it**

*Can you draw a picture of  
someone who is first?*





























### **Video**

<https://www.youtube.com/watch?v=x7yYE6Me9w8>



# Letter Rhymes



 a Round the apple, down the leaf.	 m Maisie, mountain, mountain.	 s Slither down the snake.	 d Round his bottom, up his tall neck, down to his feet.	 t Down the tower, across the tower.	 i Down the body, dot for the head.	 n Down Nobby and over his net.
 p Down the plait and over the pirate's face.	 g Round her face, down her hair and give her a curl.	 o All around the orange.	 c Curl around the caterpillar.	 k Down the kangaroo's body, tail and leg.	 u Down and under, up to the top and draw the puddle.	 f Down the stem and draw the leaves.
 b Down the laces to the heel, round the toe.	 e Lift off the top and scoop out the egg.	 l Down the long leg.	 h Down the head to the hooves and over his back.	 sh Slither down the snake, down the head to the hooves and over his back.	 r Down his back, then curl over his arm.	 j Down his body, curl and dot.
 v Down a wing, up a wing.	 y Down a horn up a horn and under his head.	 w Down up, down, up.	 z Zig, zag, zig.	 th Down the tower, across the tower, then down the horse's head to the hooves and over his back.	 ch Curl round the caterpillar, then go down the horse's head to the hooves and over his back.	 x Down the arm and leg and repeat the other side.

Please practise the letter sounds **s,a,t, p** and the letter sounds in your child's name.



# Handwriting



## Letter families

For teaching letter formation

Letter family 1

Down and off in another direction

l i t j u y

Letter family 2

Down and retrace upwards

m n r b p h k

Letter family 3

Anticlockwise round

c a d o q g e f s

Letter family 4

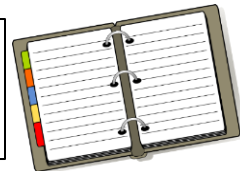
Zig-zag letters

v w x z

Handwriting practice lines consisting of 12 horizontal black lines.



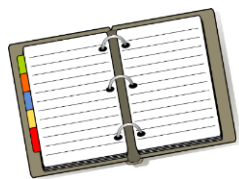
# Daily Diary



Draw a picture of something that you have done each day and try and write a word or sentence to go with it – ask your grown up to write about what you have drawn.

Day 1

Day 2



# Daily Diary



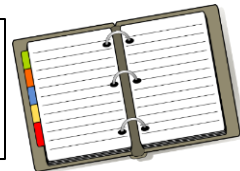
Draw a picture of something that you have done each day and try and write a word or sentence to go with it – ask your grown up to write about what you have drawn.

Day 3

Day 4



# Daily Diary



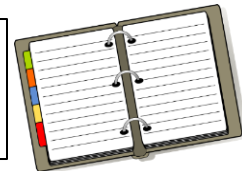
Draw a picture of something that you have done each day and try and write a word or sentence to go with it – ask your grown up to write about what you have drawn.

Day 5

Day 6



# Daily Diary



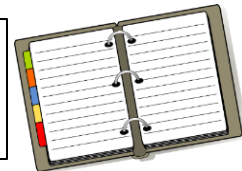
Draw a picture of something that you have done each day and try and write a word or sentence to go with it – ask your grown up to write about what you have drawn.

Day 7

Day 8



# Daily Diary



Draw a picture of something that you have done each day and try and write a word or sentence to go with it – ask your grown up to write about what you have drawn.

Day 9

Day 10