

Yellow &  
Green Classes  
Home  
Learning



Spring 2  
Week commencing  
1<sup>st</sup> March



# The Grange Academy

## Home Learning

### Yellow and Green Class



Look at the daily timetable and follow the activities that have been set for today by your teacher. Please send your work/comments to us on Tapestry by Thursday 9am at the latest for us to have a look at.

#### Reading/Phonics

Children are in different phonics groups depending on their ability. We have focused on Phase 2 sets 1 – 5.

Set 1: s, a, t, p

Set 2: i, n, m, d

Set 3: g, o, c, k

Set 4: ck, e, u, r

Set 5: h, b, f, ff, l, ll, ss

Once this is complete will then move onto Phase 3 sounds

Set 6: j, v, w, x

Set 7: y, z, zz, qu

Please ensure your child is familiar with individual sounds above. If you need any support with this please send us a message.



#### Understanding the World

- Becoming confident to discuss current affairs using Picture News.
- Exploring babies of people and animals– growth and change.
- Beginning to understand Easter and the meaning of Easter.
- Making comparisons between different plants and how plants have grown.
- Being aware of what plants need to grow.
- Using cameras and iPads to take photographs of our plants growth.
- To select and use technology for particular purposes.



#### Maths

- Working on ordering numbers 1-10, ensuring children can recognise these numbers and count out the correct amount of objects.
- Children will be able to represent numbers in different ways.
- Children will become confident with addition and subtraction of single digit numbers. They will be able to re-call number facts.
- Writing numbers correctly with the correct number formation.
- Have a deeper understanding of counting, time, length and shape.
- Counting to 20.



#### English

- We will be exploring books and becoming confident with re-telling familiar stories.
- We will be able to discuss our favourite parts of the story, events and characters.
- Reading CVC sentences and tricky words.
- Writing CVC word sentences and tricky words.



#### Expressive Arts and Design

- Investigating animals print using various media.
- Listen and respond to songs.
- Explore and create using voices and instruments.
- Sing and play nursery rhymes and action songs.
- Share and perform.
- Using big and small construction to enhance their creativity and imagination.
- Using role-play language linked to animals and veterinary surgeons.



#### Personal, Social and Emotional Development

- Welcomes and values praise – develops understanding of how to praise others.
- They are confident to speak in a familiar group about their feelings of belonging.
- Adjusting their behaviour to different situations.



#### Physical Development

- Fine and gross motor skills to support writing and the development of pencil grip.
- Letter formation - linked to phonics
- Understanding healthy and non-healthy foods. Being willing to taste new food in tasting sessions linked to Literacy.



#### Communication and Language

- Developing children's language using Word of the Week.
- Discussing belonging to our families and animals belonging to different animal groups (linked to Literacy).
- Asking questions about other communities or habitats.
- Talking about the things that people do that are kind.



**Maths – The Oak Academy - Exploring and discussing the days of the week and daily events**

**Lesson 1** In this lesson children will explore the days of the week and the activities they may do on each day.

<https://classroom.thenational.academy/lessons/exploring-and-discussing-the-days-of-the-week-and-daily-events-6ngkgc>

**St David's Day** – In school we celebrate the Patron Saint Days as this links to our school house system. Children in Yellow class are in St David's house and children in Green class are in St Patrick's House, however we all celebrate them all. Please see the attached slides on here for the activities. Watch the video to learn about St David –

**Lesson 2**

<https://www.bbc.co.uk/programmes/p0715pzl>

Can you create a drawing, painting or junk model of a daffodil?  
Can you describe a daffodil? Please see Miss Williams' example. We cant wait to see some photos of your work.

**Lesson 3**


**Phonics** - Please see the phonics PowerPoint, find todays date and use your child's phonics group section to complete the task. We have sent you your child's phonics group on Tapestry so you know which one to complete. Today's sound is j.

**Communication and Language:** Word of the Week- tall/tallest  
Watch the video on YouTube –

<https://www.youtube.com/watch?v=oqWvhs4uzPc>

**Lesson 4**

Word of the Week – tall/tallest

<p><b>Think about it</b> Think about someone or something in your house that is tall?</p>	<p><b>Say it</b> Practise saying the word in a : quiet/ loud voice robot/ mouse/ monster voice.</p>	<p><b>Draw it</b> Can you draw a picture of someone you know that is tall?</p>	<p><b>Song</b> <a href="https://www.youtube.com/watch?v=oqWvhs4uzPc">https://www.youtube.com/watch?v=oqWvhs4uzPc</a></p> 
<p><b>Use it</b> Can you use it in a sentence? Such as: My dad is tall but my brother is the tallest.</p>			
<p><b>Find It</b> Can you find a book where someone or something is tall?</p>			
<p><b>Swap it</b> What are different words for tall?</p>			

**Extra links or challenge for today**



Tape pencils, pens or felt tips to the back of toy vehicles with some masking tape.  
Great for encouraging mark making!

-----

-----

-----

@at.home.with.tilly

Can you attach your pencil to your vehicle to create marks?



Play Numbots  
Read on Myon – See the project  
Play some games -

<https://www.topmarks.co.uk/Search.aspx?Subject=16&AgeGroup=1>

Listen to some phonics songs -  
<https://www.teachyourmonstertoread.com/teachers-area/classroom-toolkit/phonics-songs>

**Lesson 1** **Maths – The Oak Academy - Using everyday language to talk about and sequence daily events**  
 In this lesson children will talk about and sequence the events they may do in a day as well as tell a time story.  
<https://classroom.thenational.academy/lessons/using-everyday-language-to-talk-about-and-sequence-daily-events-60tkad>

**Lesson 2** **English – The Oak Academy - To write speech and thought bubbles to show how a character is feeling**  
 In this lesson, we will be going into role as the characters from the story and writing speech and thought bubbles.  
<https://classroom.thenational.academy/lessons/to-write-speech-and-thought-bubbles-to-show-how-a-character-is-feeling-c8rp6c>

**Lesson 3** **Phonics – Please see the phonics PowerPoint, find today's date and use your child's phonics group section to complete the task. We have sent you your child's phonics group on Tapestry so you know which one to complete. Today's sound is v.**

**Understanding the World – Picture News: Captain Sir Tom Moore**  
 See the slide – Picture News.

**Lesson 4**



**Extra links  
 or  
 challenge  
 for today**



*Put a wash on!*

Colour sorting the washing and count the items as you throw them into the machine.  
 Measure washing powder / what can we smell (conditioner and washing powder).  
 Set the machine and watch it whirl around.  
 Hang out the washing, talking about water potential and importance of spreading them out.  
 How does it smell?  
 Match together the socks.  
 Learn to fold.

What will you need?  
 - dirty washing  
 - washing machine  
 - washing powder and conditioner (with adult supervision)

Natasha Walton

I have been busy this weekend doing lots of washing. Can you help your grown up put a wash on?




Can you recognise all the sounds? –  
<https://www.teachyourmonstertoread.com/digital-flashcards>  
 Finger gym exercises without playdough  
<https://www.youtube.com/watch?v=1eXjExcHTLA>  
 Finger gym exercises with playdough  
<https://www.youtube.com/watch?v=o9D5lfqZF3o>  
 Play Numbots  
 Read on Myon – See the project

# Wednesday - No screen day

# World Maths Day Date 3<sup>rd</sup> March

Lesson 1

**Maths** – using paper or cardboard cut out 28 rectangular pieces. For a full domino set you will need to create the dominoes on the picture attached. Work with your grown up to ensure you count the dots and can then draw the correct amount. Once you have made these you can then use them over and over to play dominoes. Maybe you could challenge different people in your house to a game! Send us some pictures.



Lesson 2

**Reading/Phonics** – Practise your letter formation. If you have some flour or sugar sprinkle some onto a baking tray. Practise writing your first and last name correctly. Its really important you are able to do this. You can then practice writing the sounds of the alphabet using our letter formation rhymes ensuring you write them correctly. Your grown up can then have a go at writing some simple words and you can have a go at reading them. Take some photos and put them on Tapestry.

As it is World Maths Day you may want to write some numbers too!



Lesson 3

**English** – Do some writing for a friend or family member. You may want to draw a picture and write some kind words to make them smile or make them a card. Have a go at doing some brilliant writing in it too. You may even send it in the post or post it through their letter box when you are out for a walk. We can't wait to see some of the lovely writing you do!

Linking to World Maths Day, what number house do they live in? Are there any numbers in their post code?



Lesson 4

**Understanding the World** – Get creative and create a bug house following the instructions on the picture. What insects do you think might like to live there? What insects might you come across in your garden? You can keep checking and sending us photos of any bugs that come to live in your bug house!

Keep a tally of how many different things you use to create your house linking to World Maths Day!



**Thursday**

**World Book Day**

**Date 4<sup>th</sup> March**

**Maths – The Oak Academy - Using ordinal language when sequencing events and measure short periods of time**

**Lesson 1** In this lesson pupils will order events in nursery rhymes using ordinal language.

<https://classroom.thenational.academy/lessons/using-ordinal-language-when-sequencing-events-and-measure-short-periods-of-time-6nh6at>

**Lesson 2** **Phonics** – Please see the phonics PowerPoint, find today's date and use your child's phonics group section to complete the task. We have sent you your child's phonics group on Tapestry so you know which one to complete. Today's sound is w.

**Lesson 3** **World Book Day** – Have a look at some books these can be books on Myon or books you have at home. Complete the World Book Day scavenger hunt (see the page on here 'World Book Day'. Also, see the World Book Day quiz attached, if you can answer our quiz questions send us your answers and we will see how many points you can get!

**Lesson 4** **World Book Day** – Similar to last week's 'story telling tin' work on no-screen day, create your own story. Using the instructions on the 'World Book Day' page create your own book and create drawings to show your story. Have a go at writing some words or sentences to go with your story. We can't wait to read them and for you to be an author. You could even read your story and send us a video.



**PAINTING WITH COTTON BUDS AND BABY OIL.**

**WHAT TO DO:**

- PUT SOME OIL (I USED BABY) INTO A SMALL CONTAINER
- LET THE CHILDREN DIP COTTON BUDS INTO THE OIL AND DRAW AND PAINT ON PAPER
- HOLD THE PAPER UP TO THE LIGHT OR STICK ON A WINDOW TO DISPLAY.

ANY PAPER WILL WORK FOR THIS BUT BROWN PAPER OR COLOURED 'SUGAR' (ALSO KNOWN AS CONSTRUCTION PAPER) WORKS REALLY WELL.

**Extra links  
or  
challenge  
for today**

Can you do some painting?  
We would love to see what  
you make.



Can you complete the World Book Day Quiz attached?

Can you recognise all the sounds? –

<https://www.teachyourmonstertoread.com/digital-flashcards>

Finger gym exercises without playdough

<https://www.youtube.com/watch?v=1eXjExcHTLA>

Finger gym exercises with playdough

<https://www.youtube.com/watch?v=o9D5lfqZF3o>

Play Numbots

Read on Myon – See the project

**Friday**

**Date 5<sup>th</sup> March**

**Lesson 1**

**Maths – The Oak Academy - Consolidating learning**

In this lesson children will consolidate their learning on time through reasoning questions.

<https://classroom.thenational.academy/lessons/consolidating-learning-64rpct>

**Lesson 2**

**English** – Draw a picture of something you have enjoyed doing or learning during lockdown. I am sure you have had lots of fun, but we are looking forward to seeing you when you are back in school on Monday.

Record a video and send it to us and tell us something you are looking forward to doing or learning about when we are back in school.

**Lesson 3**

**Phonics** – Please see the phonics PowerPoint, find today's date and use your child's phonics group section to complete the task. We have sent you your child's phonics group on Tapestry so you know which one to complete. Today's sound is x.

**Lesson 4**

PE -Lesson 6 - We are learning how to use travel and stillness. Please send us some videos of you travelling in different ways and listening carefully to the instructions to ensure you can be as still as a statue!

[https://www.youtube.com/watch?v=i\\_bII5FUEUM](https://www.youtube.com/watch?v=i_bII5FUEUM)

**Extra links  
or  
challenge  
for today**



Can you create your own ring toss?



Watch some Numberblocks songs –

<https://www.youtube.com/watch?v=zmvvhV1Mr0k>

Play some phonics games – <https://www.phonicsbloom.com/>

Watch the tricky word song and practise writing the words –

<https://www.youtube.com/watch?v=TvMyssfAUx0>

Practise writing letters- <https://www.youtube.com/watch?v=UapRlDsWvpc>

Play Numbots

Read on Myon – See the project

# St. David's Day

## 1<sup>st</sup> March



### What Is St. David's Day?

- St. David's day is a special day for everyone called David as it is St. David's Day.
- It is also a special day for anyone who is Welsh because David is the patron (or special) saint for Wales.
- St. David's Day is celebrated on 1<sup>st</sup> March each year.
- People in Wales and those of Welsh origin celebrate the life of their patron saint, Saint David on this day.
- Many people pin a daffodil or leek to their clothes and some, especially children, wear traditional costumes.



### What Is a Saint?

- Saints are generally thought to be men and women who believe in God.
- They are believed to be especially close to God.
- Because saints have a very strong faith in God, they are often able to do amazing things and perform miracles.
- They are extraordinary teachers.
- They live their life often refusing material things or comforts.
- Watch St David's story by clicking the link below.





## Art

Daffodils are a Welsh national symbol. Create a bunch of daffodils, this can be done in a number of ways. See examples below.

Sculpture / junk model –



Pencil drawing –




Painting –



## St David's Day 1<sup>st</sup> March English

Literacy, communication and language



Add describing words around the daffodils, what do they look like? How would they feel? How would they smell or move? Look at the examples I have done already.





# Practising reading.



Read some books you have at home. Can you read any of the words in the books?

If you don't have many books at home that is ok. You can listen to stories on YouTube or Myon and look for some words on there.

If you have any newspapers, magazines, letters or leaflets at home that you are throwing out allow your child to have a look at them. Can they recognise any sounds? Can they cut out the sounds and have a go at making some words using the letters they have cut out.

Use your log in to log into [www.myon.co.uk](http://www.myon.co.uk)  
Can you read books on Myon? How many can you read this week? Can you complete the reading project?



Celebrate World Book Day 2021 and have fun

## sharing stories together!

SPONSORED BY  
NATIONAL  
BOOK  
tokens

— Sir Alex Ferguson



Sharing stories any time from breakfast till bedtime, for just 10 minutes a day, will have a lasting impact on every child's future.

### 5 TIPS for sharing a story

- Let your child choose, hold the book and turn the pages themselves.
- Take your time looking at the pictures together before reading the words.
- Ask your child to tell you what is happening in the pictures.
- Read the words together. Use different funny voices for each character and have fun!
- Read their favourite books over and over again!





# World Book Day



## World Book Day Scavenger Hunt

Choose some of your favourite books. Then, look in the books for the items below. Tick the boxes when you find them.



witch



fish



teddy bear



frog



pond



castle



elephant



jungle



king



magic wand

How many of the items did you find?



WORLD BOOK DAY

## Make Your Own Books

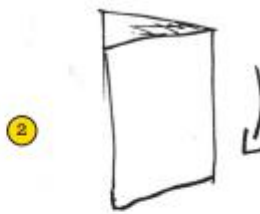
SPONSORED BY NATIONAL BOOK TOKENS

You can make fantastic books from just single sheets of paper. Here are four ideas, ranging from simple to complex for pupils from Foundation to KS4.

### Basic folding for all books



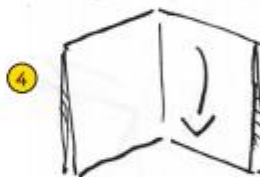
In the landscape position fold paper in half.



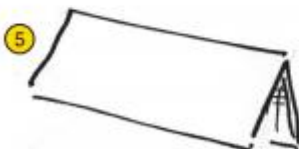
Fold in half again.



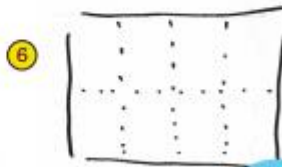
Open this fold.



With the fold at the top fold downwards in half.



Open the sheet.



You have eight rectangles.

You can make hundreds of different books from these eight rectangles.

# Word of the Week

## Word of the Week – tall/tallest

### Think about it

Think about someone or something in your house that is tall?

### Say it

Practise saying the word in a :  
quiet/ loud voice  
robot/ mouse/ monster voice.

### Use it

Can you use it in a sentence?  
Such as: My dad is tall but my  
brother is the tallest.

### Find it

Can you find a book where someone  
or something is tall?

### Swap it


What are different words for tall?

### Draw it

Can you draw a picture of  
someone you know that is  
tall?

### Song

<https://www.youtube.com/watch?v=oqWvhs4uzPc>



My son is tall –  
Mrs Asbury

In Liverpool  
there are lots of  
tall buildings –  
Miss Williams

I am not the  
tallest in my  
family - Miss  
Doyle

I am the tallest  
teacher in Green  
and Yellow class -  
Miss Weston

Who is tall in your family? Can you see who is the tallest? Maybe you could stand in a line from the smallest person to the tallest person. You might even draw pictures of people who are taller than you or people who are smaller than you.

# Picture News – Captain Sir Tom Moore



## Resource

Read through the information below about Captain Sir Tom Moore's life. What do you think is his greatest achievement? What will he be remembered for the most? Why do you think he inspired so many?



Captain Sir Tom (pictured above) served in India and Myanmar during WW2.

## Who was Captain Sir Tom Moore?

Captain Sir Tom Moore was born in Keighley, West Yorkshire on 30<sup>th</sup> April 1920. His mum was a teacher and his dad worked as a builder. Captain Sir Tom joined the British Army during WW2 and rose to the rank of captain while serving in India and Myanmar.

After the war, Captain Sir Tom took a job as a sales manager for a roofing company. After he retired, he needed treatment from the NHS for a broken hip; he hailed the excellent treatment he received from the NHS. When the UK went into the first lockdown last year, he saw a chance to give something back.

## What was Captain Sir Tom Moore's famous challenge?

In April 2020, Captain Sir Tom decided to try to raise £1,000 for NHS charities by walking 100 laps of his garden before his 100<sup>th</sup> birthday. He raised £33 million. On his 100<sup>th</sup> birthday he received over 150,000 birthday cards from people all around the world!



Captain Sir Tom (pictured above) was awarded a knighthood at a special ceremony at Windsor Castle last summer.

We will get through it in the end but it might take time, at the end of the day we shall all be ok again...the sun will shine on you again and the clouds will go away.

Captain Sir Tom Moore sharing his thoughts on the coronavirus pandemic.

## Discussion

Captain Sir Tom Moore has sadly died. He was being treated in hospital for pneumonia and coronavirus but passed away. His funeral was at the weekend. The army veteran became famous when he raised millions of pounds for the NHS by walking 100 laps of his garden before his 100th birthday. The Queen has issued a statement saying, "My thoughts and those of the royal family are with Captain Tom's relatives, I recognise the inspiration he provided for the whole nation and others across the world."

**Challenge** In April 2020 during the first national coronavirus lockdown, Captain Sir Tom set himself a small challenge to raise £1,000 for NHS charities by walking 100 laps of his garden before his 100th birthday. He raised £33 million and became famous all around the world!

Sir Tom was very old which means it took him lots of time to walk 100 laps of his garden. Could you do this? You could ask a grown up to count the laps for you. Or you could count your laps yourself and every time you get to 10, write down the number 10, you could try and get to 100 throughout the week and a grown up will be able to keep track of how many laps you can do in memory of Sir Captain Tom. We would love to see photos of you completing this just like Sir Captain Tom did.




# Letters to practice reading and writing



Slither down the snake.



Around the apple and down the leaf.




Down the tower, across the tower.



Down the pirates plait and around his face.




Down the body and dot for the head.



Down Nobby and over his net.




Down Maisie, mountain, mountain.




Around the dinosaurs bottom, up his tall neck and down to his toes.



Around the girls face, down her hair and give her a curl.



All around the orange.




Curl around the caterpillar.



Down the kangaroo's body tail and leg.



Lift off the top and scoop out the egg.




Down and under, up to the top and draw the puddle.




Down the robots back and curl over his arm.



# Letters to practice reading and writing



Down the head, to his hooves and over his back.



Down the laces to the heel and around the toe.



Down the stem and draw the leaves.



Two letters that make one ff sound.  
Down the stem and draw the leaves.  
Do it again.



Down the long leg.



Two letters that make one ll sound.  
Down the long leg.  
Do it again.




Two letters that make one ss sound.  
Slither down the snake.  
Do it again.




Down his body, curl, dot for his head.



Down a wing, up a wing.



Down, up, down, up.



Down the arm and leg,  
repeat the other side.



Down a horn, up a horn and under head.



Zig-zag-zig.




Two letters that make one zz sound.  
Zig-zag-zig.  
Do it again.







Round her head, up past her earrings and down her hair.  
The Queen never goes outside without her umbrella!

# Letters to practice reading and writing

Please see the table below to see which sounds your child is working on in their phonics group. Please see our message on Tapestry telling you which group your child is in.



					
	Tricky words: I no the	Tricky words: I no go to into the he she we	Tricky words: I no go to into the he she we me be was		
Set 1 s a t p	Set 2 i n m d	Set 3 g o c k	Set 4 c k e u r	Set 5 h d f ff l ll ss	j v w x y z zz qu
a	it	tag	pet	had	jam
at	is	gag	net	him	jet
sat	sit	gig	ten	hot	van
pat	sat	gap	rug	hut	vet
tap	pit	nag	mum	hop	win
		got	sun	huff	web
		top	kick	puff	box
		dog	sock	hat	fox
		cot	sack	tell	yes
		cap	dock	bell	yell
		kit	pick	sell	zip
				mess	buzz
				less	fizz
					quiz
					quick

You can even write some of these words out.

You could say to your child “can you find me the word sit? Can you find me the word sat? Can you find me the word is?”. Your child then has to read the words to find the correct word. You could make this more fun by introducing a timer on your mobile or technology device and see how many of the words you ask them to find they can collect in 2 minutes.



# Tricky words – Continue to practice

Please start with the phase 2 first set of tricky words and once your child can read them independently move onto the second set of tricky words.



This week a fun tricky word game will be 'Tricky Word Band Practise' with tricky words. You need the tricky words wrote on a piece of paper, some pots/pans/trays from your kitchen and some kitchen utensils.

Watch Miss Weston's video demonstration to show you. See if different the pots and pans make different sounds when you use different utensils.



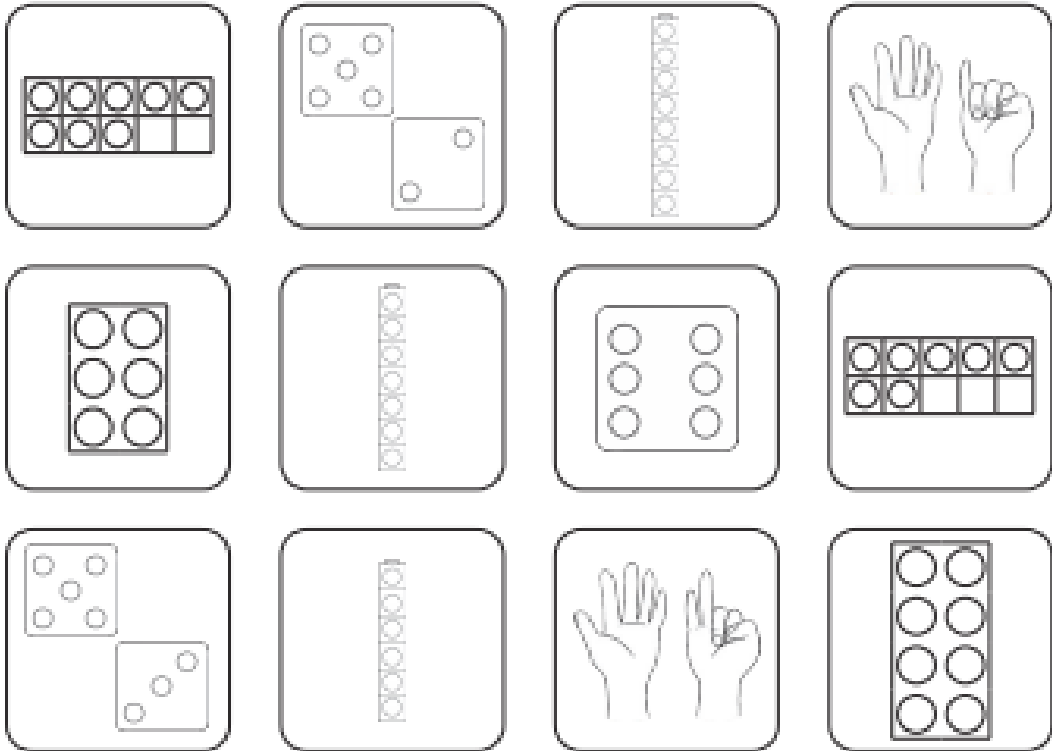
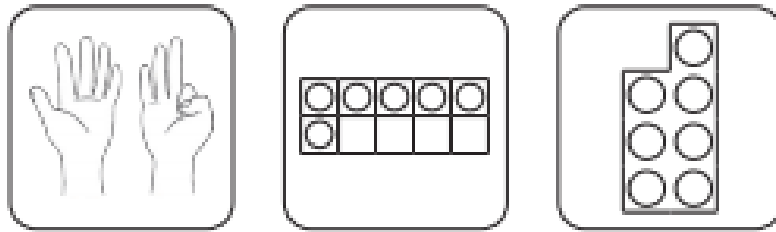
Tricky word challenge – Can you write these words?  
Can you write them in a sentence?



# Representing Numbers 6, 7 and 8


Look at the pictures carefully and choose three different colours. Colour in all the representations of number 6 in one colour. Then, use a different colour for number 7 and another different colour for number 8.

6       7       8




## Number formation: these are the rhymes we use in class, can you use them to help write your numbers?

Around and round an  
round we go,  
  
When we get home we  
have a zero.


Start at the top and  
down we run,  
  
That's the way we  
make a one.


Around and back on  
railroad track  
  
Two, two, two


Around the tree and  
around the tree,  
  
That's the way we  
make a three.


Down and over, down  
some more  
  
That's the way we  
make a four.

Down and around  
then a flag on high  
  
That's the way we  
make a five.

Down we go and make  
a loop,  
  
Number six makes  
a hoop.

Across the sky and  
down from heaven,  
  
That's the way we  
make a seven.

Make an 's' and do  
not wait  
  
When it's joined up  
you have an eight.

Make a loop and then  
a line,  
  
That's the way we  
make a nine.

1 2 3  
4 5 6  
7 8 9

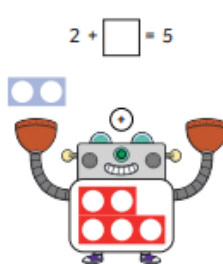
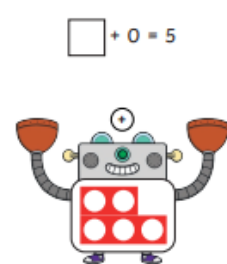
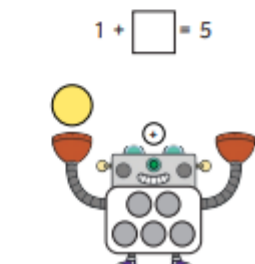
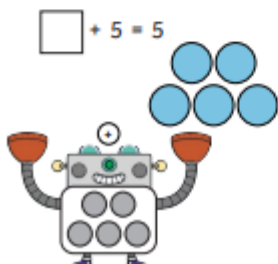
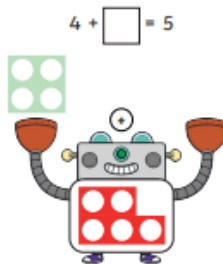

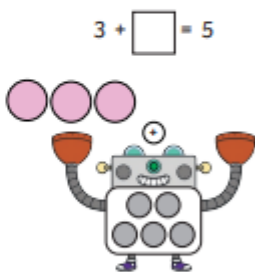
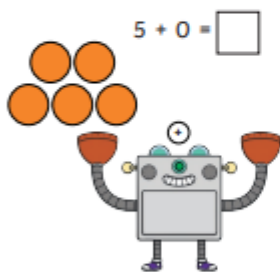
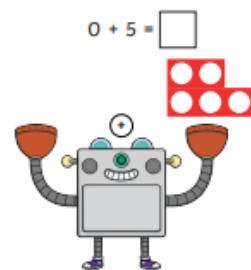
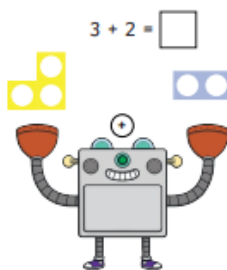
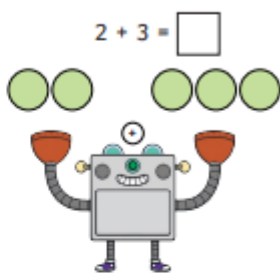
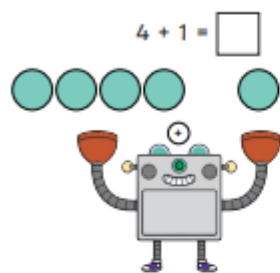
# Maths – Addition

1 2 3  
4 5 6  
7 8 9

Can you work out the answers to the sums?

## Number Bonds to 5 Adding Machine Activity

Use the adding machine to help you work out the answer to the number sentences.



Can you find number bonds to 5?

$3 + 1$

$1 + 1$

$3 + 2$

$1 + 2$

$2 + 2$

$2 + 0$

$4 + 1$

Number bonds are when two numbers add together to make a certain number. We are looking at number bonds to 5. Can you show the number bonds to 5 using your toys?

Can you write the sums out on some paper. You might even want to draw pictures of the toys you have used to help you record the sum.

Remember to write your numbers correctly using our number formation rhymes.



# Daily Diary



Draw a picture of something that you have done each day and try and write a word or sentence to go with it – ask your grown up to write about what you have drawn.

Day 1

Day 2



# Daily Diary



Draw a picture of something that you have done each day and try and write a word or sentence to go with it – ask your grown up to write about what you have drawn.

Day 3

Day 4



# Daily Diary



Draw a picture of something that you have done each day and try and write a word or sentence to go with it – ask your grown up to write about what you have drawn.

Day 5

Blank area for drawing and writing.