












The Grange Academy Home Learning

Class



Look at the daily timetable and follow the activities that have been set for today by your teacher. Please send your work/comments to us on tapestry/seesaw by Thursday 9am at the latest for us to have a look at.

<p><u>Art/DT</u></p> <p>Roman mosaics</p> 	<p><u>Geography/History</u></p> <p>Rivers and Mountains</p> 	<p><u>Science</u></p> <p>States of Matter</p> 	<p><u>PE</u></p> <p>Dance</p>	<p><u>RE</u></p> <p>Christianity: Easter</p> 
<p><u>Music</u></p> <p>Exploring beats</p> 	<p><u>Computing</u></p> <p>Learning to Program and Code</p> 	<p><u>English</u></p> <p>Focus- Narrative writing</p> <p>Oak Academy online lessons</p> 	<p><u>MFL- Spanish</u></p> <p>The family</p> <p><u>Reading/ Phonics</u></p> <p>Alan Turing</p> <p>Retrieving answers from a text.</p> 	<p><u>Maths</u></p> <p>Statistics</p> <p>White Rose online lessons</p> 
<p><u>SMSC</u></p> <p>Different communities</p>				

	Monday	Date 1 st March
Lesson 1	<p>English</p> <p>https://classroom.thenational.academy/lessons/to-generate-vocabulary-for-the-build-up-74v62d</p> <p>In this lesson, we will generate vocabulary for the build-up scene in 'The Borrowers'. We will generate vocabulary and show not tell to show how the characters are feeling. In this lesson, you will need an exercise book or some paper and a pencil.</p> <p>Take a picture of your work and upload it to Seesaw</p>	
Lesson 2	<p>Maths - As you missed learning about Statistics in Y3 last summer, we are using Y3 White Rose video and Power Maths practice activities.</p> <p>All pupils - Watch the short video lesson <i>Draw bar charts</i></p> <p>https://whiterosemaths.com/homelearning/year-3/spring-week-6-statistics/</p> <p>Remember to pause so you can take part in short activities during the lesson.</p> <p>Most Y4 pupils - Complete pages 74,75 and 76 from Practice Book 3B (These will be added daily to Seesaw) Upload to Seesaw.</p> <p>Easier - Complete pages 74 and 75 added for today then upload to Seesaw.</p>	
Lesson 3	<p>Computing</p> <p>Computing - Go to the ilearn website. The pupil code is 6A2A</p> <p>https://www.ilearn2.co.uk/signin.html/</p> <p>You Will need to go on the Scratch website. It is free to use and works on all devices. https://scratch.mit.edu/</p> <p>Step 1: Build your track</p> <p>Watch the video to learn how to use the stage editor to create a racing track. Once you have watched the video, try it yourself.</p> <p>Take a picture of your work and upload it to Seesaw</p>	
Lesson 4	<p>PE</p> <p>Lesson 2 - 1950's We will create and develop short sequences</p> <p>https://www.youtube.com/watch?v=qofrfYNGghk</p> <p>Fitness circuit (Extra to do at any time - ensure you do the warm up and cool down)</p> <p>https://primarypeplanning.com/home-pe-2020/home-pe-ks2-fitness-challenge-y3-4/ - Lesson 4</p>	

<p>Extra links for this week</p>	
	<p>Tuesday Date 2nd March</p>
<p>Lesson 1</p>	<p>English https://classroom.thenational.academy/lessons/to-plan-the-build-up-crw64t</p> <p>In this lesson, we will be focusing on the build-up scene in an episode of 'The Borrowers'. We will plan our ideas and generate vocabulary that can be applied to our writing. In this lesson, you will need an exercise book or some paper and a pencil.</p> <p>Take a picture of your work and upload it to Seesaw</p>
<p>Lesson 2</p>	<p>Maths As you missed learning about Statistics in Y3 last summer, we are using Y3 White Rose video and Power Maths practice activities.</p> <p>All pupils - Watch the short video lesson <i>Bar Charts</i> https://whiterosemaths.com/homelearning/year-3/spring-week-6-statistics/ Remember to pause so you can take part in short activities during the lesson.</p> <p>Most Y4 pupils - Complete pages 77,78 and 79 from Practice Book 3B (These will be added daily to Seesaw) Upload to Seesaw.</p> <p>Easier - Complete pages 77 and 78 added for today then upload to Seesaw.</p>
<p>Lesson 3</p>	<p>SMSC https://classroom.thenational.academy/lessons/i-have-a-dream-crtkjd</p> <p>In today's lesson, you will identify what human rights are and how they protect people. By the end of the lesson, you will understand the rights that we have as human beings. You will create a poster demonstrating human rights and what they are.</p> <p>Take a picture of your work and upload it to Seesaw</p>

	<ul style="list-style-type: none"> The number that you roll is the way you must write your next spelling word. <p>1. Squiggly 2. Zig-zag 3. Different colours 4. Bubble writing 5. CAPITAL LETTERS 6. <i>Fancy</i></p>
Lesson 4	<p>Reading Read one of your books to a member of your family each day. Pick a character and write a character description. Use adjectives to describe their appearance and their personality. You can draw and label your character too.</p>
Extra links for today	
	<p>Thursday Date 4th March</p>
Lesson 1	<p>English https://classroom.thenational.academy/lessons/to-write-the-build-up-6dgp4e In this lesson, we will be focusing on the build-up scene in an episode of 'The Borrowers'. We will learn how to use our plans effectively to apply to our writing and construct sentences for the build-up. In this lesson, you will need an exercise book or some paper, a pencil and your plan from the previous lesson. Take a picture of your work and upload it to Seesaw</p>
Lesson 2	<p>Maths All pupils - Watch the short video lesson <i>Tables</i> https://whiterosemaths.com/homelearning/year-3/spring-week-6-statistics/ Remember to pause so you can take part in short activities during the lesson. Most Y4 pupils - Complete pages 80,81 and 82 from Practice Book 3B (These will be added daily to Seesaw) Upload to Seesaw. Easier - Complete pages 80 and 81 added for today then upload to Seesaw.</p>

Lesson 3	<p>Music</p> <p>https://classroom.thenational.academy/lessons/exploring-6-beats-in-a-bar-6cw38d</p> <p>In this lesson, we are going to explore music with 6 beats in a bar.</p>
Lesson 4	<p>MFL Spanish- Family</p> <p>Username: TheGra1740 Password: lahome</p> <p>Log on to https://www.languageangels.com/homeschool/ and click on intermediate level. Click on Unit 4: La Familia (family)</p> <p>Click on lesson five.</p> <p>Complete worksheet uploaded to Seesaw today.</p> <p>Take a picture of your work and upload it to Seesaw.</p>
Extra links for today	
	<p>Friday Date 5th March</p>
Lesson 1	<p>Reading comprehension - Alan Turing - Today is the start of British Science Week 2021 (5th-14th March) and the theme is 'Innovation for the Future' Use the text and questions to learn about scientist and mathematician, Alan Turing</p> <p>Complete the reading comprehension "Alan Turing" which will be added to Seesaw.</p> <p>* is the easiest; ** most Y4 pupils will be able to complete this; *** the most confident readers will complete this.</p> <p>Photograph/upload to Seesaw</p>
Lesson 2	<p>Maths</p> <p>All pupils - Watch the Oak Academy video lesson <i>Collecting and presenting data using tallies, tables and graphs.</i></p> <p>https://classroom.thenational.academy/lessons/collecting-and-presenting-data-using-tallies-tables-and-graphs-6wup6r</p> <p>Remember to pause so you can take part in short activities during the lesson.</p> <p>Most Y4 pupils - Complete questions 1,2,3 and 4 from the White Rose Statistics workbook uploaded to Seesaw for today's lesson. Photograph/Upload your work to Seesaw.</p> <p>Easier - Complete questions 1,2 and 3 from the White Rose Statistics workbook uploaded to Seesaw for today's lesson. Photograph/Upload your work to Seesaw.</p>

Lesson 3	<p>Science - In this lesson we will learn how particles behave inside solids, liquids and gases. You will need paper, pencil and ruler. Watch the video and don't forget to pause to take part in the online activities and complete the quizzes at the beginning and end of the lesson.</p> <p>https://classroom.thenational.academy/lessons/how-do-particles-behave-inside-solids-liquids-and-gases-68wp2c</p> <p>Complete the activity posted on Seesaw for Friday.</p>
Lesson 4	<p>RE - Christianity</p> <p>Look through the PowerPoint uploaded on Seesaw today and complete activity.</p> <p>Take a picture of your work and upload it to Seesaw</p>
Extra links for today	