

# Phonics

These are sounds we haven't yet learnt in class. Although your child may know the sound to recognise they must also know how to write and use the sound. The aim is to ensure the children are confident with these sounds, meaning they can write them correctly using the rhymes to help them, they can read words using this sound and maybe even use it in a verbal or written sentence. When working with your child please draw some wide lines on paper to help them to make their letters sit on the line. Lines could be 1 or 2 inches wide to help them with this. Thank you 😊

## Phonics Groups

Children are in different phonics groups. We have messaged you on Tapestry to tell you which group your child is in. Please complete the task from the grid for your child's phonics group as this is tailored to their ability.




Monday <sup>1st</sup> march  
The 'j' sound

We are learning the 'j' sound.

Jolly phonics songs –

<https://www.youtube.com/watch?v=-b9asCO1Uxk>




**J j**

**j** *Tune: Jingle Bells*

Jelly and jam,  
jelly and jam,  
jiggling on the plate.  
Oh, what will I eat with it?  
*/j/-/j/-/j/-/j/-/j/.*



**Action:** Pretend to wobble on a plate, and say *j, j, j, j.*



Down his body curl and dot



**Watch the magic pencil!**



Now take the pencil off the paper  
and make the dot on top.

**Click on the pencil to get it moving!**




Can you write the j sound?  
Use a writing pencil so it can be rubbed out if you need it too. Try your best to make the letter sit on the line. Don't forget down his body curl and dot 😊  
Draw some things you find around your house that start with the j sound.  
I found a jug in my kitchen and Miss Williams has pink jacket in her wardrobe.  
Parents: draw a line for your child that gives them roughly 2 inches to write the sounds on.



Can you write the j sound independently. Make it sit on the line.  
Can you write the words in, it, is, on, at, as and an. If you find this easy try to write the word jam, jet and jog. Draw a picture of any j objects you find in your house. I found a jug in my kitchen and Miss Williams has a pink jacket in her wardrobe.



Can you write the j sound independently. Make it sit on the line.  
Draw a picture of any j objects you find in your house. I found a jug in my kitchen and Miss Williams has a pink jacket in her wardrobe.  
Can you write 3 letter words beginning with the j sound. Such as jam, jet and jog. If you find this easy write the sentence " The jam is red".



Write a sentence using some j sounds. Such as 'The man is in the big jet'. See if you can include one of the tricky words: I, no, to, go or into. Or decide on your own. For example: 'The man got into the jet'.  
Can you include:  
*Capital letters*  
  
*Finger spaces*  
  
*Full stops*

Are you ready to read  
some tricky words?  
Remember you can't  
sound them out.

**I**



the

*into*

go

no

to

me

be


she




he

*we*


w d a s




Time to read a sentence.




The jam is in the glass  
pot.



The man got into the jet. It was a big red jet.




The man went on a jog to his job.






The kid had a jab  
in his leg.



1267300221

Time to write a sentence. Choose from the following pictures to write a sentence about.





The jam in the  
pot.



The man in the jet.



The man is on a jog.



# A jab in the leg.




1267300221

Time to write a sentence. Choose from the following pictures to write a sentence about. E.g. It is...










Say the sounds and read the word.



jam



jet




jog



jab





Can you use your letters to make the words you have read.





**Watch the magic pencil!**



Now take the pencil off the paper  
and make the dot on top.

**Click on the pencil to get it moving!**



Time to write the j sound.



If you can do this then try to write some of the words you have read.



Can you find  
the things  
beginning with  
j?

## Initial Sound I Spy (j)

Find and circle all of the things that begin with j.

j





Draw pictures  
of some of the  
things you can  
find in your  
house  
beginning with  
j.





**Watch the magic pencil!**




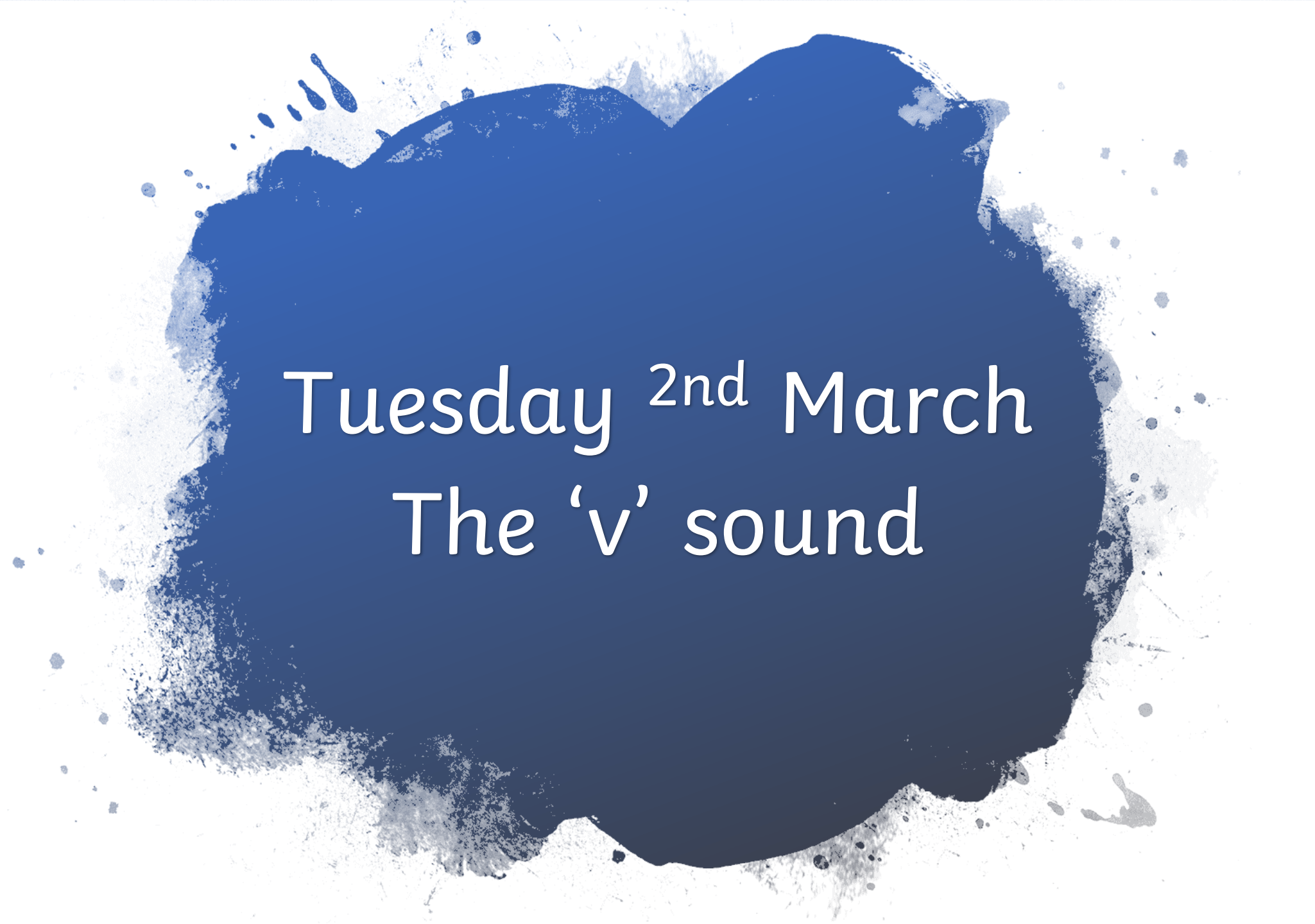
Now take the pencil off the paper  
and make the dot on top.

**Click on the pencil to get it moving!**



Practise writing the j sound.  
Don't forget we go down his  
body curl and dot.





Tuesday 2<sup>nd</sup> March  
The 'v' sound

We are learning the sound 'v'.


Jolly phonics songs - <https://www.youtube.com/watch?v=iSQzhkzDSrk>

**V v**

**V** *Tune: Go In and Out the Windows*

Drive Vic's van  
round the village.  
Drive Vic's van  
round the village.  
Drive Vic's van  
round the village  
- /v/-/v/-/v/-/v/-/v/!

**Action:** Pretend to be driving along in a van, saying vvvv.





Down a wing up a wing





Watch the magic pencil!



Click on the pencil to get it moving!




Can you write the v sound?  
Use a writing pencil so it can be rubbed out if you need it too. Try your best to make the letter sit on the line. Don't forget we go down the wing and back up the wing 😊  
Draw some things you find around your house that start with the v sound.  
I have a blue van and Miss Williams has a vase in her living room.  
Parents: draw a line for your child that gives them roughly 2 inches to write the sounds on.



Can you write the v sound independently. Make it sit on the line.  
Can you write the words in, it, is, on, at, as and an. If you find this easy try to write the word van, vet and vent. Draw a picture of any v objects you find in your house. I have a blue van and Miss Williams has a vase in her living room.



Can you write the v sound independently. Make it sit on the line.  
Draw a picture of any v objects you find in your house. I have a blue van and Miss Williams has a vase in her living room.  
Can you write 3 letter words beginning with the v sound. Such as van, vet and vent. If you find this easy write the sentence "The man is a vet".



Write a sentence using some h sounds. Such as 'The van is red'.  
See if you can include one of the tricky words: I, no, to, go or into.  
Or decide on your own. For example: The man got into the red van.  
Can you include:  
*Capital letters*  
  
*Finger spaces*  
  
*Full stops*

Are you ready to read  
some tricky words?  
Remember you can't  
sound them out.

**I**

the

*into*

go

no



to

me


be

she

he


*we*

w d a s







Time to read a sentence.




The man got  
into his red van.




The man was a vet. He has pigs in his van.



It is a big vent .



Time to write a sentence.  
Choose from the following  
pictures to write a sentence  
about.





The man is in the van.



I am a vet. It is a big dog.





It is a vent.




Time to write a sentence.  
Choose from the following  
pictures to write a sentence  
about. E.g. It is...







Say the sounds and read the word.





van



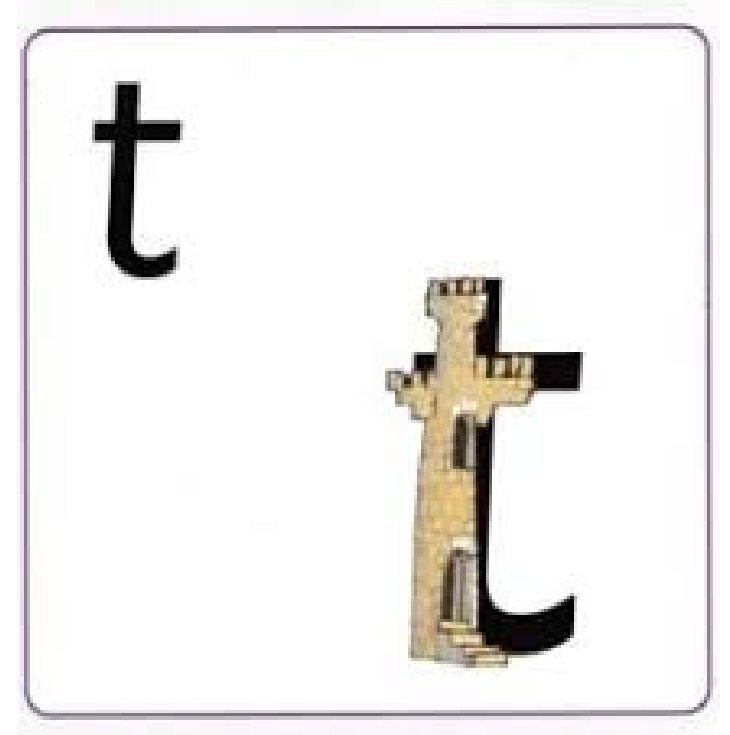

vet



vent





Can you use your letters to make the words you have read.







Watch the magic pencil!



Click on the pencil to get it moving!

Time to write the v sound.



If you can do this then try to write some of the words you have read.



Can you find  
the things  
beginning with  
v?




Draw pictures  
of some of the  
things you can  
find in your  
house  
beginning with  
v.





Watch the magic pencil!

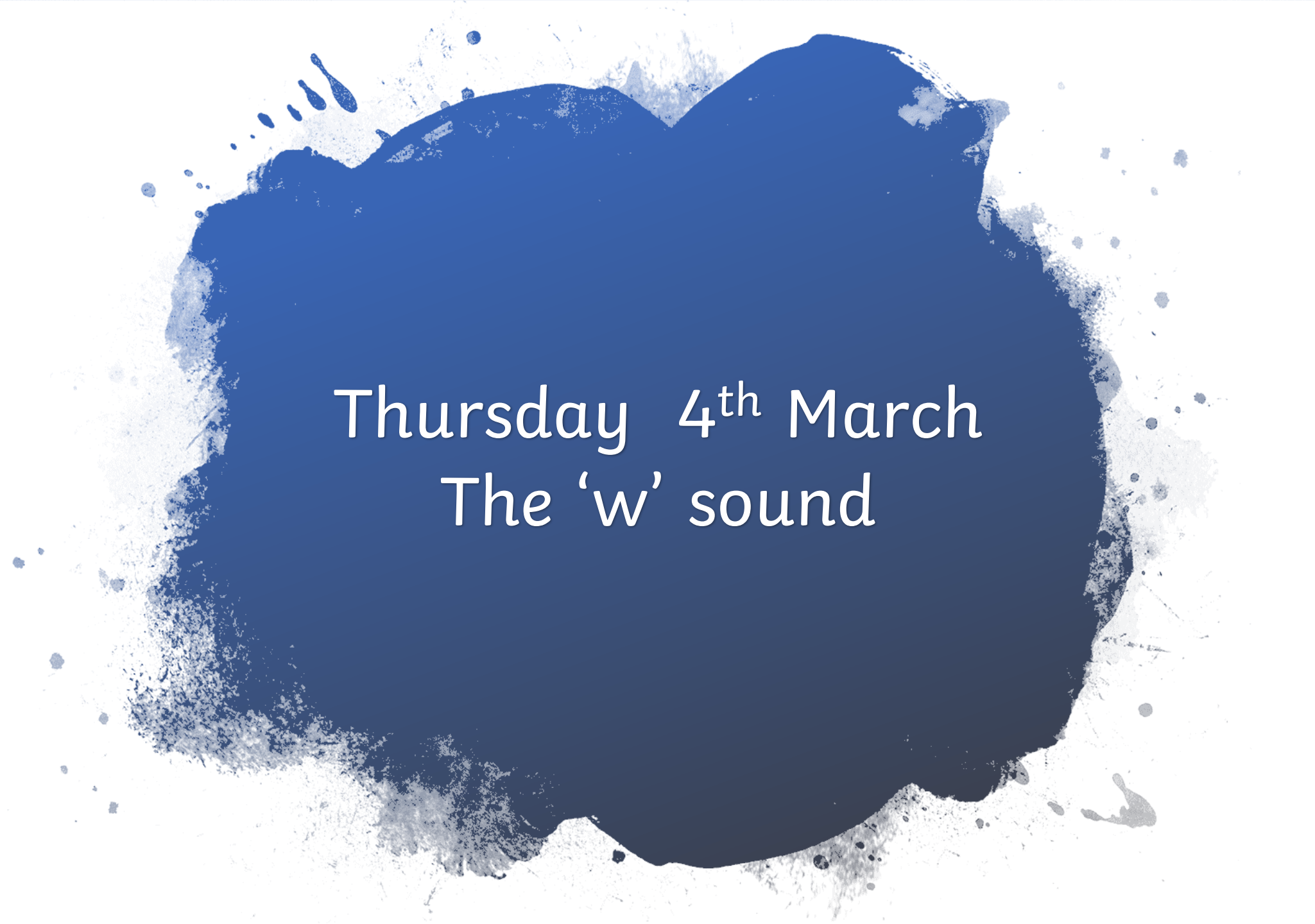


Click on the pencil to get it moving!



Practise writing the v sound.  
Don't forget we go down the  
wings and back up the wings.





Thursday 4<sup>th</sup> March  
The 'w' sound



We are  
learning the  
'w' sound.



Down then up down then up.

Jolly phonics songs -

<https://www.youtube.com/watch?v=PLDPegyV6XI>

**W w**

**Action:** Blow onto your open hand, as if you are the wind, and say wh, wh, wh.

**W** *Tune: He's Got the Whole World in His Hands*

I see the clouds moving,  
/w/-/w/-/w/.

I see the kites flying,  
/w/-/w/-/w/.



I see the trees bending,  
/w/-/w/-/w/.

The wind is blowing strong!


An illustration of a boy in a blue coat blowing a tree. The tree is bent over, and a kite is flying in the sky. A cloud is also shown moving.



Watch the magic pencil!



Click on the pencil to get it moving!



Can you write the w sound? Use a writing pencil so it can be rubbed out if you need it too. Try your best to make the letter sit on the line. Don't forget we start at the top and go down then up down and up 😊

Draw some things you find around your house that start with the w sound. I have a wallet and Miss Williams had a a white bag.

Parents: draw a line for your child that gives them roughly 2 inches to write

Can you write the w sound independently. Make it sit on the line.

Can you write the words in, it, is, on, at, as and an. If you find this easy try to write the words wet, win and wig. Draw a picture of any w objects you find in your house. I have a wallet in my bag and Miss Williams has a white bag.

Can you write the w sound independently. Make it sit on the line.

Draw a picture of any w objects you find in your house. I have a wallet in my bag and Miss Williams has a white bag.

Can you write 3 letter words beginning with the w sound. Such wet, win, and win. If you find this easy write the sentence "The van is wet".

Write a sentence using some w sounds. Such as "The man can win a cup". See if you can include one of the tricky words: I, no, to, go or into. Or decide on your own. For example: The wet cat got into the den.

Can you include:  
*Capital letters*

*Finger spaces*

*Full stops*

Are you ready to read  
some tricky words?  
Remember you can't  
sound them out.

**I**

the

*into*

go



no

to

me

be


she

he


*we*

w d a s







Time to read a sentence.




The wet cat got into the big truck.




The kid can win the  
cup. He can kick it  
in the bucket.




The man had a red wig. She had a pink wig in her bag.



I can swim  
She can swim  
He can swim.  
The dog can swim.



Time to write a sentence.  
Choose from the following  
pictures to write a sentence  
about.







Time to read a sentence.



The cat is wet.



He can win the  
cup.



She had a  
pink wig.



I can swim.




Time to write a sentence.  
Choose from the following  
pictures to write a sentence  
about. E.g. It is...







Say the sounds and read the word.







I am wet.



I can win.





It is a wig.

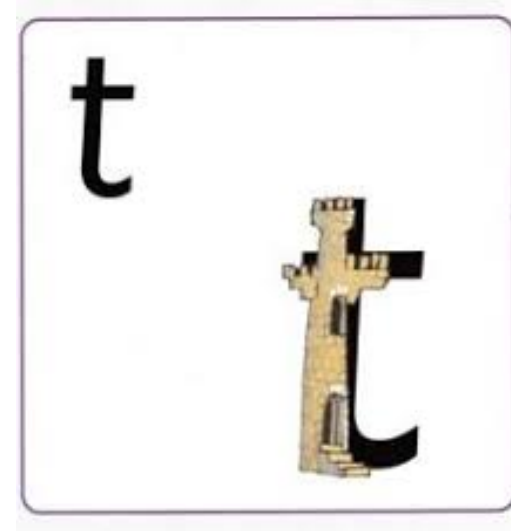




It is a big web.




Can you use your letters to make the words you have read.





Watch the magic pencil!



Click on the pencil to get it moving!

Time to write the w sound.



If you can do this then try to write some of the words you have read.





Find and circle all of the things that begin with w.

W



Can you find  
the things  
beginning with  
w?




Draw pictures  
of some of the  
things you can  
find in your  
house  
beginning with  
w.





Watch the magic pencil!




Click on the pencil to get it moving!



Practise writing the w sound.  
We start at the top, go down  
then up down then up.



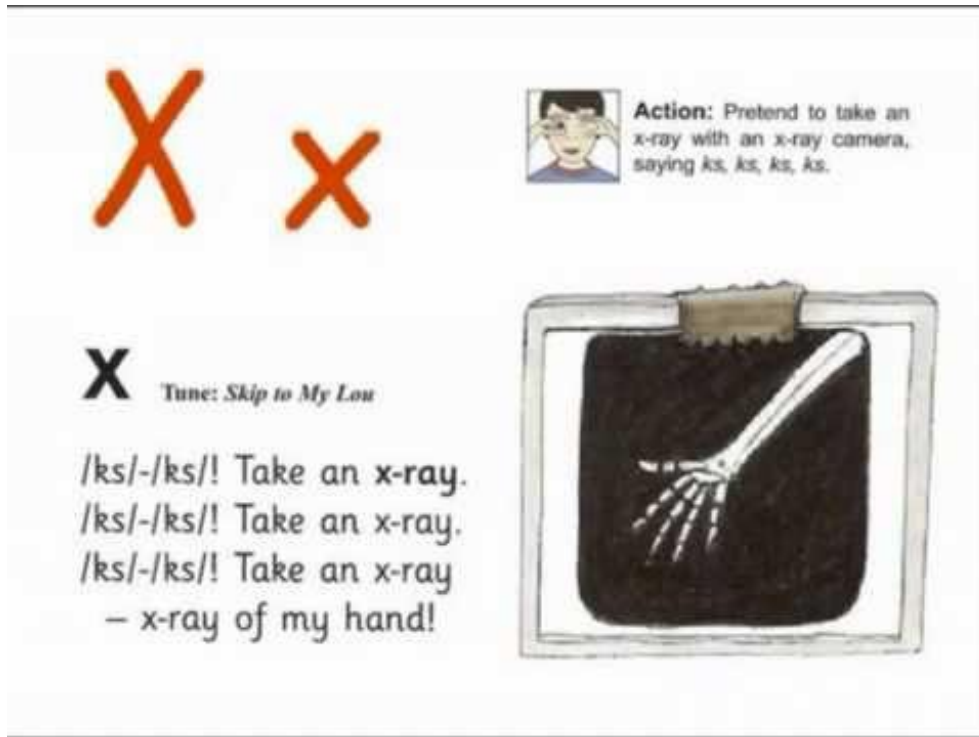


Friday 5<sup>th</sup> March  
The 'x' sound

# We are learning the 'x' sound.

Jolly phonics songs –

<https://www.youtube.com/watch?v=pSadirablKc>




**X** **x**

**X** *Tune: Skip to My Lou*

/ks/-/ks!/ Take an x-ray.  
/ks/-/ks!/ Take an x-ray.  
/ks/-/ks!/ Take an x-ray  
– x-ray of my hand!



**Action:** Pretend to take an x-ray with an x-ray camera, saying ks, ks, ks, ks.



Down the arm and leg and repeat the other side.




**Watch the magic pencil!**



Take your pencil off the  
paper and carry on.

**Click on the pencil to get it moving!**



Can you write the x sound?  
Use a writing pencil so it can be rubbed out if you need it too. Try your best to make the letter sit on the line. Don't forget we start at the top and go down the arm and leg and repeat the other side 😊

Draw some things you find around your house or something you can think of something with an 'x' sound.

I found fox in the garden and Miss Williams used a box to carry her books.

Parents: draw a line for your child that gives them roughly 2 inches to write

Can you write the x sound independently. Make it sit on the line.

Can you write the words in, it, is, on, at, as and an. If you find this easy try to write the words fox, box and mix. Draw a picture of any x objects you find in your house. I found a fox in my garden and Miss Williams used a box to carry her books..

Can you write the x sound independently. Make it sit on the line.

Draw a picture of any x objects you find in your house. I found a fox in my garden and Miss Williams used a box to carry her books.

Can you write 3 letter words with the x sound. Such fox, box and mix. If you find this easy write the sentence "The box is pink".

Write a sentence using some x sounds. Such as "The kid had a pink box". See if you can include one of the tricky words: I, no, to, go or into. Or decide on your own. For example: I put the fox into the box.

Can you include:  
*Capital letters*

*Finger spaces*

*Full stops*



Are you ready to read  
some tricky words?  
Remember you can't  
sound them out.

**I**

the

*into*

go

no

to

me




be

she


he

*we*



w d a s



Time to read a sentence.




The man can hold  
the fox.






The man can put his  
pots and pans into his  
box.




I can mix a drink.

He can mix the milk.



She can mix the jam.



The fox and the box  
sit next to the kid.



Time to write a sentence.  
Choose from the following  
pictures to write a sentence  
about.






Time to read a sentence.



The fox is sad.



The man is in the  
box.






He can mix the  
milk.




The fox is six.




Time to write a sentence.  
Choose from the following  
pictures to write a sentence  
about. E.g. It is...










Say the sounds and read the word.



A sad fox.





A big box..



I can mix.

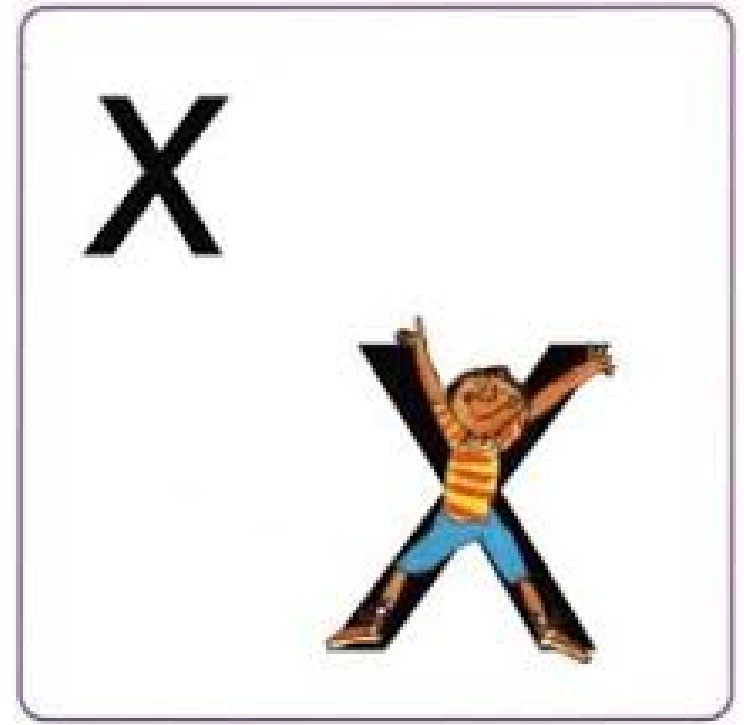
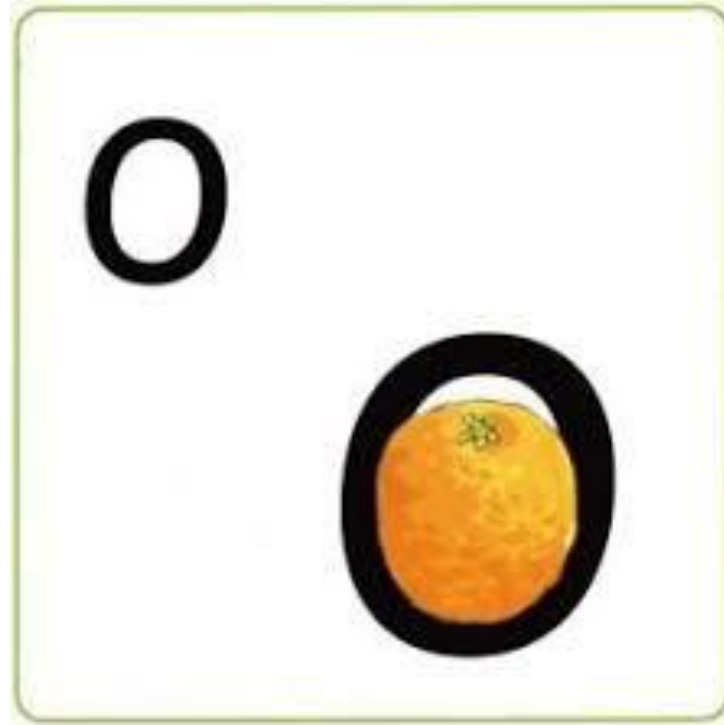





I am six.





Can you use your letters to make the words you have read.





**Watch the magic pencil!**



Take your pencil off the  
paper and carry on.

**Click on the pencil to get it moving!**


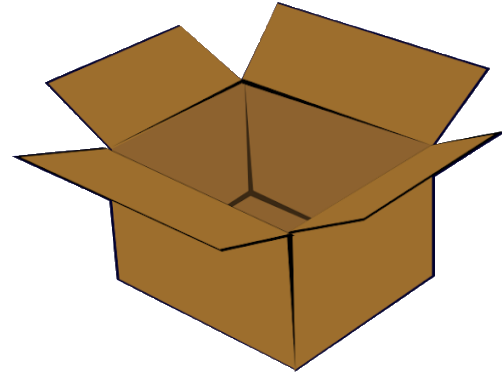
Time to write the x sound.



If you can do this then try to write some of the words you have read.



Can you find the things with x sound?





Draw pictures  
of some of the  
things you can  
find in your  
house with the  
x sound.





Watch the magic pencil!



Take your pencil off the paper and carry on.

Click on the pencil to get it moving!





Practise writing the x sound.  
Don't forget start at the top go  
down the arm and leg then  
repeat the other side.

